

Cabinet Organizers

Warranty

Hardware Resources believes in quality, integrity, and reliability. We uphold the highest standards of service and responsibility in the industry.

As such, Hardware Resources warrants all cabinet organizer products to be free from any defects in material and workmanship. This warranty is valid for 1 year from the time of original purchase. Hardware Resources will send the original consumer purchaser, without charge, a new product to replace any defective product subject to this warranty. This warranty is a warranty of replacement only. Hardware Resources specifically does not warrant removal of the defective product nor installation of the replacement product. This warranty does not cover products that have been incorrectly installed, exposed to excessive loads or otherwise used in a manner contrary to their intended purpose. In the event the defective Hardware Resources cabinet organizer item is obsolete or has been discontinued, Hardware Resources reserves the right to replace the defective product with a current offering.

In the unlikely event that a defective cabinet organizer is encountered, please contact Customer Service at 800.463.0660. Please be able to provide a brief description and photographs of the defect.

Cabinet organizers are a necessity for today's homeowner

- » Make efficient use of space
- » Store frequently used items for easy access
- » Organize food items, spices, cookware, utensils and more

Our collection includes the most popular cabinet organizers at competitive prices

Increase the overall value of their cabinet project

Give a clean and organized feel to their kitchen, pantry, bar, bath, craft room or laundry room

Get organized in every room:



Kitchen - Recapture that hard-to-reach back of the corner cabinet with our new Show Hand Unit. Mount a spice rack to the cabinet door under the sink for organization of cleaning supplies. Mount a tipout tray to any cabinet door to hold small bottles, jars and cans.



Bar - Bottle lattices look great when installed above a wet bar. Drop-in cutlery organizers work well for bar utensils.



Bathroom - Consider putting a narrow pullout unit in your bath cabinets. These are great for storing hairspray, lotions, soaps and other toiletries.



Laundry Room - Wide pullouts are great for storing jugs of detergent and boxes of dryer sheets.



Craft Room - Door mount spice racks and drop-in spice organizers can be used to hold jars and containers of craft supplies such as glitter, beads, buttons and paints. Rollout shelf systems are great for storing large items like sewing machines.

Cabinet Organizers Contents

Trash Can Systems

Wood Top Mount Pullout System.....	11
Wood Bottom Mount Pullout System.....	12
Wood/Metal Bottom Mount Pullout System.....	13
Wire Bottom Mount Pullout System	14
Trash Cans & Lids.....	15

Blind Corner Solutions

Show Hand Units.....	16
----------------------	----

Lazy Susans

Premium Lazy Susans.....	17
Swivel Lazy Susans	18-19
Wooden Kidney Lazy Susans	20
Wooden Round Lazy Susans.....	21
Plastic Round Lazy Susans.....	22-23
Plastic Kidney Lazy Susans	22-23

Tipout Trays

Stainless Steel.....	24
Plastic.....	25

Spice Racks

Wood Door Mount with Adjustable Shelves	26
Wood Door Mount.....	27

Drawer Organizers

Double Cutlery Drawer.....	28
Drop-in Cutlery Organizer	29
Drop-in Spice Organizer	30
Drop-in Knife Block	31

Cabinet Pullouts

Base Cabinet Filler Pullout	32-33
Wall Cabinet Filler Pullout	32-33
Base Cabinet Pullout	34-35
Wall Cabinet Pullout.....	34-35

Pantry

Pullout.....	36-37
Swingout.....	38-39
Door Mount.....	38-39

Wine Accessories

Bottle Lattices.....	40-41
Bottle Racks.....	42
Wooden Stemware Racks	43
Metal Stemware Brackets.....	43

Miscellaneous Organizers

Wooden Tray Divider.....	44
Rollout Shelf System.....	45

NEW!

cabinet organizers

Wood Top Mount Trash Can Pullout

	<i>Description</i>	<i>Width</i>	<i>Depth</i>	<i>Height</i>	<i>Ctn Qty</i>	
CAN-TM35 NEW	Single 35qt	11"	21-5/8"	3-1/4"	1	Designed for cabinets with 11-1/2" (35qt single), 16-5/8" (35qt double), or 12-3/8" (50qt single) minimum opening width Features 100lb full extension ball bearing slides SC models feature 100lb full extension soft-closing ball bearing slides Solid maple construction with clear UV finish Single unit includes chrome-plated wire basket for storage of bags Cans sold separately Door brackets have horizontal and vertical adjustments
CAN-TM35SC NEW	Single 35qt, Soft Close	11"	21-5/8"	3-1/4"	1	
CAN-TMD35 NEW	Double 35qt	16-1/8"	21-5/8"	3-1/4"	1	
CAN-TMD35SC NEW	Double 35qt, Soft Close	16-1/8"	21-5/8"	3-1/4"	1	
CAN-TM50 NEW	Single 50qt	11-7/8"	21-5/8"	3-1/4"	1	
CAN-TM50SC NEW	Single 50qt, Soft Close	11-7/8"	21-5/8"	3-1/4"	1	
CAN-TMD50 NEW	Double 50qt	16-1/4"	21-5/8"	3-1/4"	1	
CAN-TMD50SC NEW	Double 50qt, Soft Close	16-1/4"	21-5/8"	3-1/4"	1	

Recommended screw:

#8 flat head

NEW!

Wood Bottom Mount Trash Can Pullout

	<i>Description</i>	<i>Color</i>	<i>Width</i>	<i>Depth</i>	<i>Height</i>	<i>Ctn Qty</i>
CAN-WBMS35 NEW	Single 35qt	Black	12-5/8"	21"	21"	1
CAN-WBMS35W NEW	Single 35qt	White	12-5/8"	21"	21"	1
CAN-WBM35 NEW	Double 35qt	Black	17-5/8"	21"	21"	1
CAN-WBM35W NEW	Double 35qt	White	17-5/8"	21"	21"	1
CAN-WBMS50 NEW	Single 50qt	Black	12-5/8"	21"	25-1/4"	1
CAN-WBMS50W NEW	Single 50qt	White	12-5/8"	21"	25-1/4"	1

Recommended screw:

#8 flat head

Designed for cabinets with 12-5/8" (single) or 17-5/8" (double) minimum opening width

Ships fully preassembled and quickly mounts to cabinet floor using four screws

Features 100lb full extension soft-closing undermount slides

UV coated edgebanded Baltic birch plywood

Drawer front features tall frame with scoop handle, and can be mounted directly to cabinet door

Single unit includes chrome-plated wire basket for storage of bags

35 quart or 50 quart heavy duty polymer trash cans included



Wood & Metal Bottom Mount Trash Can Pullout


	Description	Color	Width	Depth	Height	Ctn Qty
CAN-MDBS	Single 35qt	Black	12-1/2"	21-1/8"	19-1/2"	1
CAN-MDBSW	Single 35qt	White	12-1/2"	21-1/8"	19-1/2"	1
CAN-MDB	Double 35qt	Black	17"	21-1/8"	19-1/2"	1
CAN-MDBW	Double 35qt	White	17"	21-1/8"	19-1/2"	1

Recommended screw:

#8 flat head

Designed for cabinets with 12-1/2" (single) or 17" (double) minimum opening width
 Ships fully preassembled and quickly mounts to cabinet floor using four screws
 Built on USE-MDB metal drawer box system featuring 100lb full extension soft-closing undermount slides

Sleek design featuring epoxy coated grey metallic drawer sides and UV coated edgebanded Baltic birch plywood front and back
 Drawer front features tall frame with scoop handle, and can be mounted directly to cabinet door
 Ships with one or two 35 quart heavy duty polymer trash cans designed for 13 gallon tall kitchen trash bags



Wire Bottom Mount Trash Can Pullout



	<i>Description</i>	<i>Color</i>	<i>Width</i>	<i>Depth</i>	<i>Height</i>	<i>Ctn Qty</i>
CAN-35-S	Single Can Unit for 35qt or 50qt	Black	10-1/4"	22"	19-1/8"	6
CAN-35-SW	Single Can Unit for 35qt or 50qt	White	10-1/4"	22"	19-1/8"	6
CAN-35-D	Double Can Unit for 35qt only	Black	14-1/2"	22"	19-1/8"	4
CAN-35-DW	Double Can Unit for 35qt only	White	14-1/2"	22"	19-1/8"	4
CAN-DOORKIT	Door Mounting Kit	Black	2-1/2"	5-1/4"	6-5/8"	20
CAN-DOORKITW	Door Mounting Kit	White	2-1/2"	5-1/4"	6-5/8"	20

Recommended screw:

screws included

Designed for standard 15" or 18" base cabinets

Heavy duty full extension slides - 100lb load rating

Thick wire frame construction and durable plastic trash cans are easily cleaned

Quickly mounts to cabinet floor using four screws (included); optional door mounting kit for door pullout application

Trash Cans & Lids



35qt cans



50qt cans



35qt & 50qt lids



Great for

 Recycling

	Description	Color	Width	Depth	Height	Ctn Qty
CAN-35	35qt Polymer Can	Black	9-7/16"	14-1/2"	18"	10
CAN-35W	35qt Polymer Can	White	9-7/16"	14-1/2"	18"	10
CAN-35LID NEW	Lid for 35qt Polymer Can	Black	9-3/8"	14-1/2"	1-5/8"	10
CAN-35LIDW NEW	Lid for 35qt Polymer Can	White	9-3/8"	14-1/2"	1-5/8"	10
CAN-35LIDG NEW	Lid for 35qt Polymer Can	Green	9-3/8"	14-1/2"	1-5/8"	10
CAN-50 NEW	50qt Polymer Can	Black	10-1/4"	14-7/8"	22-1/4"	10
CAN-50W NEW	50qt Polymer Can	White	10-1/4"	14-7/8"	22-1/4"	10
CAN-50LID NEW	Lid for 50qt Polymer Can	Black	10-1/4"	14-5/8"	1-5/8"	10
CAN-50LIDW NEW	Lid for 50qt Polymer Can	White	10-1/4"	14-5/8"	1-5/8"	10
CAN-50LIDG NEW	Lid for 50qt Polymer Can	Green	10-1/4"	14-5/8"	1-5/8"	10

Blind Corner Solution - Show Hand



cabinet organizers

Wire Baskets



Wood Bottom with Wire Edging



1 In the closed position, both shelves neatly tuck inside the cabinet

2 The right shelf unit pulls out of the cabinet for access to storage

3 The right shelf unit slides to the right to allow the left unit to slide out

4 The left shelf unit slides out parallel to the right for full access to storage

- Used in left or right hand blind corners
- Gray powder coating on center unit
- Wire basket is chrome plated
- Wooden basket has wood bottom with non-slip surface and chrome-plated edging
- 20lb capacity per basket



wire baskets



wooden bottom with wire edging

	Basket Material	Width	Depth	Height	Minimum Width	Minimum Depth	Minimum Height	Minimum Opening	Ctn Qty
CS-SHM NEW	Wire	26"	20-1/2"	24"	26"	21-3/4"	23-3/4"	15-3/4"	1
CS-SHW NEW	Wood with wire edging	26"	20-1/2"	24"	26"	21-3/4"	23-3/4"	15-3/4"	1

Recommended screw:

screws included

Premium Lazy Susans

cabinet organizers

Wire Shelves



wire shelves



wooden bottom with wire edging

NEW!

Wood Bottom with Wire Edging



Wire shelf is chrome plated

Wooden shelf has wood bottom with non-slip surface and chrome-plated edging

Independently rotating trays

Chrome-plated stainless steel pole with gray polymer hubs featuring positive stop and adjustable height

40lb capacity per shelf

	<i>Shelf</i>	<i># Trays</i>	<i>Diameter</i>	<i>Interior Cabinet Height</i>	<i>Ctn Qty</i>
	<i>Material</i>				
MLSK28PREM NEW	Wire	2	28"	24"-30"	1
MLSK32PREM NEW	Wire	2	32"	24"-30"	1
WLSK28PREM NEW	Wood	2	28"	24"-30"	1
WLSK32PREM NEW	Wood	2	32"	24"-30"	1

Recommended screw:

screws included

NEW!



Round

	Diameter	Swivel Size	Ctn Qty
LSR18-S NEW	18"	7"	4
LSR24-S NEW	24"	7"	4
LSR28-S NEW	28"	10"	4

Recommended screw: screws included

Lazy susan made from strong 5/8" thick maple plywood base with 1" tall solid wood fingerjointed rim, all with a clear UV finish
 Preinstalled with a high quality cast aluminum swivel with solid steel bearings
 Swivel is nonstop for continuous smooth revolutions
 Easy to install, very minimal time utilized for installation, 4 screws included.
 Matching color plastic cap included to cover installation hole in lazy susan



Kidney

	Diameter	Swivel Size	Ctn Qty
LSK28-S NEW	28"	10" with stop	4
LSK32-S NEW	32"	10" with stop	4

Recommended screw: screws included

Lazy susan made from strong 5/8" thick maple plywood base with 1" tall solid wood fingerjointed rim, all with a clear UV finish
 Preinstalled with a high quality cast aluminum swivel with solid steel bearings
 360° swivel with stop
 Easy to install, very minimal time utilized for installation, 4 screws included.
 Matching color plastic cap included to cover installation hole in lazy susan



Swivels

	Size	Ctn Qty
7SWIV NEW	7"	1
7SWIVS NEW	7" with stop	1
10SWIV NEW	10"	1
10SWIVS NEW	10" with stop	1

Recommended screw: screws included

High quality cast aluminum swivel with solid steel bearings
 Available with and without stop



Kidney Lazy Susan

Shelves

	Diameter	Ctn Qty
LSK24	24"	4
LSK28	28"	4
LSK32	32"	4
LSK24H	24" with hole	4
LSK28H	28" with hole	4
LSK32H	32" with hole	4

Recommended screw: #6 pan head

Strong 5/8" plywood base and 1" solid wood fingerjointed rim

Maple with clear UV finish

Available with and without 1-1/2" center hole for shelf or pole installation

Pole

	Height	Ctn Qty
LSP2 (2 shelves)	16-1/2"	4

Recommended screw: #8 pan head

Heavy duty steel pole system for 2 kidney susans, measures 16-1/2" in overall height with shelves installed

Kidney with 1-1/2" hole installs to bottom shelf and kidney without hole installs to top shelf -- both shelves feature positive stop to self-align with pie corner

Powdercoated almond finish blends with wooden susans and matches any application





Round Lazy Susan

Shelves

	Diameter	Ctn Qty
LSR18	18" with hole	4
LSR24	24" with hole	4
LSR28	28" with hole	4

Recommended screw: #6 pan head

Constructed with strong 5/8" thick plywood base and 1" tall solid wood fingerjointed rim

Maple with clear UV finish

Ships with 1-1/2" center hole for pole installation

Poles

	Height	Ctn Qty
LSP1 (2 shelves)	25-3/4" to 33-1/2"	10
LSP3 (3 shelves)	38" to 45-3/4"	10

Recommended screw: #8 pan head

Steel pole system for 2 or 3 round susans with adjustable shelves

All shelves feature positive stop

Chrome pole and natural polymer bearings blend with wooden susans and match any application



NEW!



Plastic Lazy Susans

Round



- 18" round trays constructed from high impact polystyrene
- 24", 28" and 32" diameter trays constructed from durable white polypropylene
- Independently rotating trays featuring smooth surface area
- Chrome-plated stainless steel pole with white polymer hubs featuring positive stop and adjustable height
- 18" diameter trays have 1-7/16" overall rim height and 9/16" inside rim height
- 24" and 28" diameter trays have 1-7/8" overall rim height and 1" inside rim height
- 32" diameter trays have 2-1/8" overall rim height and 1-3/8" inside rim height

	# Trays	Diameter	Interior Cabinet Height	Ctn Qty
PLSR18 NEW	2	18"	22-1/2"-33"	1
PLSR24 NEW	2	24"	22-1/2"-33"	1
PLSR28 NEW	2	28"	22-1/2"-33"	1
PLSR318 NEW	3	18"	34"-42"	1

Recommended screw: screws included

Kidney



	# Trays	Diameter	Interior Cabinet Height	Ctn Qty
PLSK24 NEW	2	24"	22-1/2"-33"	1
PLSK28 NEW	2	28"	22-1/2"-33"	1
PLSK32 NEW	2	32"	22-1/2"-33"	1

Recommended screw: screws included



NEW!



Tipout Tray - Stainless Steel

	Width	Depth	Height	Ctn Qty
TIPOUTSS-11 NEW	11"	2"	3"	1 set
TIPOUTSS-11S NEW	11"	1-9/16"	3"	1 set
TIPOUT-SS14 NEW	14"	2"	3"	1 set
TIPOUTSS-14S NEW	14"	1-9/16"	3"	1 set

Recommended screw: *screws included*

- Convert false front drawer into useful hidden storage space
- Stainless steel is durable and easily cleaned
- Ships with all necessary hinges and screws
- Hinges are self closing and feature adjustable opening angle
- Each set includes two trays, four hinges, and screws
- Slim depth trays available for use in low clearance applications behind large sinks



Replacement trays and hinges also available (TIPOUTSS-11-R, TIPOUTSS-11S-R, TIPOUTSS-14-R, TIPOUTSS14S-R, TIPOUT-HINGE)



Tipout Tray - White

	Width	Depth	Height	Ctn Qty
TIPOUT-11	11"	2"	3"	25
TIPOUT-11S	11"	1-9/16"	3"	25
TIPOUT-14	14"	2"	3"	25
TIPOUT-14S	14"	1-9/16"	3"	25

Recommended screw: *screws included*

- Convert false front drawer into useful hidden storage space
- White polymer is durable and easily cleaned
- Ships with all necessary hinges and screws
- Hinges are self closing and feature adjustable opening angle
- Each set includes two trays, four hinges, and screws
- Slim depth trays available for use in low clearance applications behind large sinks



*Replacement trays and hinges also available
(TIPOUT-11-R, TIPOUT-11S-R, TIPOUT-14-R,
TIPOUT14S-R, TIPOUT-HINGE)*

NEW!



Door Mount Spice Rack with Adjustable Shelves

	Width	Depth	Height	Ctn Qty
SPR9A	9-1/2"	4"	24"	5
SPR12A	12-1/2"	4"	24"	5
SPR15A	15-1/2"	4"	24"	5

Recommended screw:

#8 pan head

Installs to back of cabinet door and holds wide variety of spice jars, containers, and bottles

Ships with two support rails (22-3/8", 25-3/8", or 28-3/8" wide) which can be cut to size and allow installation to door style

Three shelves: lower shelf is fixed, and two upper shelves are adjustable

Solid maple construction with clear UV finish





Door Mount Spice Rack

	Width	Depth	Height	Ctn Qty
SPR9	9-1/2"	4"	24"	5
SPR12	12-1/2"	4"	24"	5
SPR15	15-1/2"	4"	24"	5

Recommended screw:

#8 pan head

Installs to back of cabinet door and holds wide variety of spice jars, containers, and bottles

Ships with two support rails (22-3/8", 25-3/8", or 28-3/8" wide) which cut to size and allow installation to door style

Solid maple construction with clear UV finish



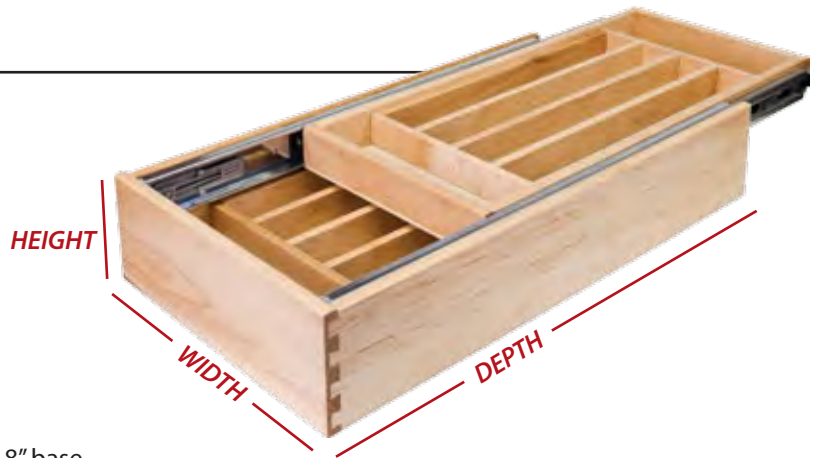
NEW!



Double Cutlery Drawer

	Width	Depth	Height	Ctn Qty
CD15 NEW	11-1/2"	21"	4-3/16"	1
CD18 NEW	14-1/2"	21"	4-3/16"	1
CD21 NEW	17-1/8"	21"	4-3/16"	1
CD24 NEW	20-1/2"	21"	4-3/16"	1

Replaces the entire drawer



Make the most of space with this two tier system.

CD15 is for use in 15" base cabinets, CD18 is for use in 18" base cabinets, CD21 is for use in 21" base cabinets, and CD24 is for use in 24" base cabinets. All require a minimum 5" tall drawer opening.

Includes pre-assembled push-to-open 100lb full extension ball bearing slides.

Ships notched and bored for optional use with USE undermount drawer slides (sold separately).
Customer supplies drawer front.

Made from 1/2" prefinished beautiful solid maple dovetail drawer sides and 1/4" prefinished birch ply bottoms.



Cutlery Drawer Inserts

	Width	Depth	Height	Ctn Qty
DO14	14-5/8"	22"	1-3/4"	5
DO20	20-7/8"	22"	1-3/4"	5

Easy drop-in installation


DO14 is for use in 15" wide x 22" deep drawers or can be trimmed to minimum 9-7/16" wide x 15-3/8" deep

DO20 is for use in 21" wide x 22" deep drawers or can be trimmed to minimum 14-1/2" wide x 15-7/16" deep

Cutlery sections are 2-5/8" wide on 14" unit and 2-7/16" wide on 20" unit

1-3/4" interior height

Solid birch plywood and maple construction with clear UV finish





Spice Tray Drawer Inserts

	Width	Depth	Height	Ctn Qty
SPO15	15-1/4"	19-1/2"	1-3/32"	5
SPO24	23-1/2"	19-1/2"	1-3/32"	5

Easy drop-in installation

- Holds wide variety of spice jars and containers
- For use in 15" or 24" drawers, or trim to size
- Solid birch plywood and maple construction with clear UV finish





Knife Organizer Drawer Insert

	Width	Depth	Height	Ctn Qty
KO18	18-1/2"	22"	2-3/8"	5


Easy drop-in installation

For use in 18-1/2" wide drawer

Comes with 19 knife slots and built-in front storage partition.

Knife sections can be removed and the unit can be trimmed to fit any drawer width or length.

Maple and birch with clear UV finish.





Cabinet Filler Pullouts

Base Cabinet Filler Pullouts

Used in 3" and 6" wide base cabinet applications
 Installs in dead space between base cabinets
 Two adjustable middle shelves
 Solid maple and plywood construction with clear UV finish
 Featuring Vitus 22" full extension 100lb dynamically rated ball bearing slides
 Ships preassembled and quickly installs to adjacent base cabinets using pre-drilled pocket holes

	Width	Depth	Height	Ctn Qty
BFPO3	3"	23"	30"	1
BFPO6	6"	23"	30"	1

Recommended screw: #6 face frame

Wall Cabinet Filler Pullouts

Used in 3" and 6" wide wall cabinet applications
 Installs in dead space between wall cabinets
 Two adjustable middle shelves
 Solid maple and plywood construction with clear UV finish
 Featuring Vitus 10" full extension 100lb dynamically rated ball bearing slides
 Ships preassembled and quickly installs to adjacent wall cabinets using pre-drilled pocket holes

	Width	Depth	Height	Ctn Qty
WFPO330	3"	11-1/8"	30"	1
WFPO630	6"	11-1/8"	30"	1
WFPO336	3"	11-1/8"	36"	1
WFPO636	6"	11-1/8"	36"	1
WFPO342	3"	11-1/8"	42"	1
WFPO642	6"	11-1/8"	42"	1

Recommended screw: #6 face frame





Base Cabinet Pullouts

Used in full height 9", 12", and 15" face frame base cabinets

Adjustable middle shelf

Solid maple and plywood construction with clear UV finish

Featuring Vitus 20" full extension 100lb dynamically rated ball bearing slides

Ships preassembled and quickly installs to cabinet floor

	Width	Depth	Height	Ctn Qty
BPO5	5"	21"	24"	1
BPO8	8"	21"	24"	1
BPO10	10"	21"	24"	1

Recommended screw: #8 flat head

Wall Cabinet Pullouts

Used in 9" and 12" wall cabinets

Adjustable middle shelf


Solid maple and plywood construction with clear UV finish

Featuring Vitus 10" full extension 100lb dynamically rated ball bearing slides

Ships preassembled and quickly installs to cabinet floor

	Width	Depth	Height	Ctn Qty
WPO5	5"	10-1/2"	24"	1
WPO8	8"	10-1/2"	24"	1

Recommended screw: #8 flat head





Pantry Pullouts

Used in 48" and 60" height cabinets
 Used in 9", 12", 15", and 18" face frame cabinets
 Two adjustable middle shelves
 Solid maple and plywood construction with clear UV finish
 Featuring Vitus 20" full extension 100lb dynamically rated ball bearing slides
 Ships preassembled and quickly installs to cabinet floor

	<i>Width</i>	<i>Depth</i>	<i>Height</i>	<i>Ctn Qty</i>
PPO545	5-1/2"	22-1/4"	45-1/2"	1
PPO845	8-1/2"	22-1/4"	45-1/2"	1
PPO1145	11-1/2"	22-1/4"	45-1/2"	1
PPO1445	14-1/2"	22-1/4"	45-1/2"	1
PPO560	5-1/2"	22-1/4"	57-1/2"	1
PPO860	8-1/2"	22-1/4"	57-1/2"	1
PPO1160	11-1/2"	22-1/4"	57-1/2"	1
PPO1460	14-1/2"	22-1/4"	57-1/2"	1

Recommended screw:

#8 flat head



cabinet organizers



Pantry Swingout

Used in 36" width pantry cabinets

Four adjustable middle shelves

Piano hinge mount allows left and right shelves to swingout

Solid maple and plywood construction with clear UV finish

Shelves ship preassembled to center mounting panel

	Width	Depth	Height	Ctn Qty
PSO45	12"	8"	45-5/8"	1

Recommended screw:

#8 flat head

Pantry Door Mount

Mounts to the inside of hinged pantry doors, minimum 46-1/2" tall

Two adjustable middle shelves

Solid maple and plywood construction with clear UV finish

Ships preassembled and quickly installs to cabinet door

Can be used in conjunction with Pantry Swingout

	Width	Depth	Height	Ctn Qty
PDM45	12"	4-7/8"	45-5/8"	1

Recommended screw:

#8 flat head





Bottle Lattice Rack - Economy

	Species	Width	Height	Ctn Qty
WR30MP	Maple	24"	30"	10

Recommended screw: #6 flat head

Can be cut to size


Inverted moulding with radiused edges

Mouldings are 3/4" thick x 7/16" wide

4" x 4" bottle openings

Solid maple is sanded and can be finished to match the application

Sold by the piece.



Bottle Lattice Rack - Premium

	Species	Width	Height	Ctn Qty
WR30-2ALD	Alder	24"	30"	10
WR30-2CH	Cherry	24"	30"	10
WR30-2MP	Maple	24"	30"	10
WR30-2OK	Oak	24"	30"	10

WR45-2ALD	Alder	25"	45"	10
WR45-2CH	Cherry	25"	45"	10
WR45-2MP	Maple	25"	45"	10
WR45-2OK	Oak	25"	45"	10

WR48-2ALD	Alder	36"	48"	10
WR48-2CH	Cherry	36"	48"	10
WR48-2MP	Maple	36"	48"	10
WR48-2OK	Oak	36"	48"	10

Recommended screw: #6 flat head

Can be cut to size


Beveled mouldings with routed face

Mouldings are 7/16" thick x 3/4" wide

3-3/4" x 3-3/4" bottle openings

Solid wood is sanded and can be finished to match the application

Sold by the piece.





Wooden Bottle Rack

	Species	# Bottles	Width	Depth	Height	Ctn Qty
BR24	Maple	5	24"	3/4"	2"	20
BR24ALD	Alder	5	24"	3/4"	2"	20
BR24CH	Cherry	5	24"	3/4"	2"	20
BR24OK	Oak	5	24"	3/4"	2"	20
BR30	Maple	6	30"	3/4"	2"	20
BR30ALD	Alder	6	30"	3/4"	2"	20
BR30CH	Cherry	6	30"	3/4"	2"	20
BR30OK	Oak	6	30"	3/4"	2"	20
BR48	Maple	10	48"	3/4"	2"	20
BR48ALD	Alder	10	48"	3/4"	2"	20
BR48CH	Cherry	10	48"	3/4"	2"	20
BR48OK	Oak	10	48"	3/4"	2"	20

Recommended screw:

#8 flat head



Used in 24", 30" or 48" wide spaces to hold 5, 6 or 10 bottles

Can also be trimmed to fit into 18" or 30" minimum spaces

Install to base of cabinet or multiple units can be stacked

Solid wood is sanded and can be finished to match the application

Ships with front and back rails, and adhesive strips which hold the rails in place while installing

Wooden Stemware Rack

	Species	Rows	Width	Depth	Height	Ctn Qty
SR18	Maple	4	18"	12"	1-1/2"	5
SR18ALD	Alder	4	18"	12"	1-1/2"	5
SR18CH	Cherry	4	18"	12"	1-1/2"	5
SR18OK	Oak	4	18"	12"	1-1/2"	5
SR30	Maple	7	30"	12"	1-1/2"	5
SR30ALD	Alder	7	30"	12"	1-1/2"	5
SR30CH	Cherry	7	30"	12"	1-1/2"	5
SR30OK	Oak	7	30"	12"	1-1/2"	5
SR36	Maple	8	36"	12"	1-1/2"	5
SR36ALD	Alder	8	36"	12"	1-1/2"	5
SR36CH	Cherry	8	36"	12"	1-1/2"	5
SR36OK	Oak	8	36"	12"	1-1/2"	5



Used in 18", 30" or 36" wide spaces to hold 4, 7 or 8 rows of glasses

For 12" deep cabinets (width and depth can be trimmed to fit smaller applications)

Solid wood is sanded and can be finished to match the application

Quickly installs using #6 x 1" pan head screws (provided)

Recommended screw:

screws included

Wire Stemware Rack

	Finish	Front Width	Rear Width	Length	Ctn Qty
9409001	Brass	4"	1-3/8"	11-7/16"	100
9409004	Chrome	4"	1-3/8"	11-7/16"	100
9409005	Dark Brushed Antique Copper	4"	1-3/8"	11-7/16"	100
9409002	Satin Chrome	4"	1-3/8"	11-7/16"	100
9409003	White	4"	1-3/8"	11-7/16"	100



Thick wire gauge construction

Under-cabinet mount with hidden installation holes

Recommended screw:

#6 flat head



Tray Divider

	Width	Depth	Height	Ctn Qty
TD3	11-3/4"	22-1/4"	16"	5

Recommended screw:


#8 flat head

Stores pans, platters, plates, and baking sheets

For 24" depth and 12" width cabinets (can be trimmed to smaller width)

Three removable dividers insert to allow 4 separate storage units with 2-3/4" interior storage width

Solid birch plywood and maple construction with clear UV finish





Rollout Shelf System - Preassembled

	<i>Description</i>	<i>Width</i>	<i>Depth</i>	<i>Height</i>	<i>Ctn Qty</i>
RO12	For 12" Nominal Cabinet Opening	10-1/4"	21-1/4"	7"	1
RO15	For 15" Nominal Cabinet Opening	13-1/4"	21-1/4"	7"	1
RO18	For 18" Nominal Cabinet Opening	16-1/4"	21-1/4"	7"	1
RO21	For 21" Nominal Cabinet Opening	19-1/4"	21-1/4"	7"	1

Recommended screw:

#8 flat head

Ships fully preassembled

Quickly mounts to cabinet bottom

Built on 21" concealed 3/4 extension undermount slides featuring heavy duty load capacity, self-closing action with soft close damper, and preinstalled release clips for quick and easy drawer removal

High quality 5/8" thick dovetailed Fleur-de-Lis drawer box with double UV finish
6" rollout box height provides ample storage for small kitchen appliances

