



Handlesets

Pamex handlesets offer the benefit of quality design and workmanship at affordable prices. Without any sacrifice of quality, these value-engineered locksets are built to last. Pamex handlesets are forged of solid brass and ergonomically designed with solid handles for a comfortable grip.



Tuscany



Catalina



Alhambra



Granada

Handlesets

Handlesets

The Pamex handlesets will bring elegance and style to the exterior of any house, to ensure long life security and richness. Your home will be flattered by the delicate beauty of our solid brass handlesets.



Lexington



Victorian



Springfield



- Naples lever
- Finish available: US15, 10B, 11P
- Specify LH/RH



- Newberry lever
- Finish available: US15, 10B
- Specify LH/RH

Interconnected Trims for Handlesets



Naples



Newberry



Viano



Florence



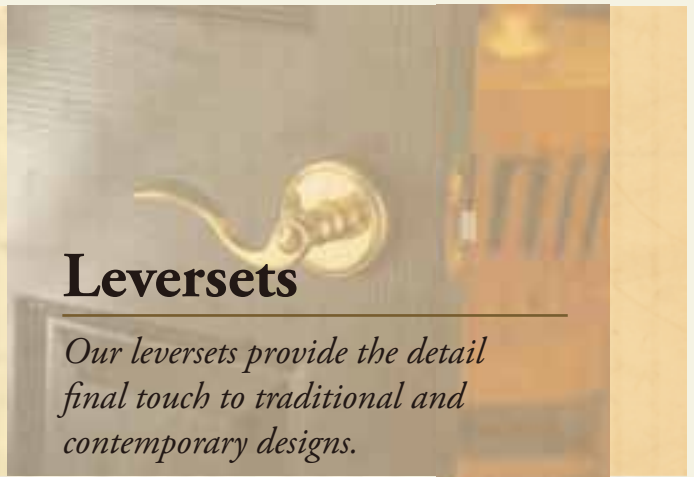
Denver



Lever sets

Lever sets

Available in a wide array of attractive styles, popular finishes and practical functions, our lever sets offer the best quality features you can expect from PAMEX.



Leversets

Our leversets provide the detail final touch to traditional and contemporary designs.

Leversets

Solid Brass

Reversible Levers



Milano



Savannah



Eternity



Calypso



Classic



Olympic





Baron



Chester



Saturn



Belle

Knobsets

The knobsets, with their simple charm and varying designs, provide home security with pleasant and practicality.



Deadbolts

We have created an array of durable deadbolts that will secure your home or office faultlessly.



Single Cylinder Deadbolt



Double Cylinder Deadbolt



Removable Cylinder Deadbolt



Spin-to-lock Deadbolt




One-sided Deadbolt W/ Cover



One-sided Deadbolt

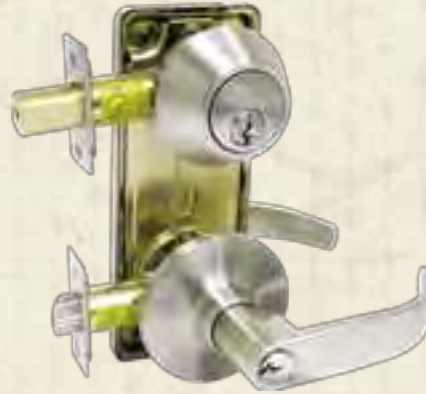
Interconnected Locksets



Concord



- ANSI Grade 2
- Tubular structure
- Single and double locking available
- Meet ADA requirements
- I/C core lock available
- 3-hour fire rated adjustable latch standard
- 4" center-to-center



Daytona



- ANSI Grade 2
- Tubular structure
- Single and double locking available
- Meet ADA requirements
- I/C core lock available
- 3-hour fire rated adjustable latch standard
- 4" center-to-center



Fremont



- ANSI Grade 2
- Tubular structure
- Single and double locking available
- Meet ADA requirements
- I/C core lock available
- 3-hour fire rated adjustable latch standard
- 5-1/2" center-to-center



Newport



- ANSI Grade 2
- Tubular structure
- Single and double locking available
- Meet ADA requirements
- I/C core lock available
- 3-hour fire rated adjustable latch standard
- 5-1/2" center-to-center

Door Hardware



160° Viewer



180° Viewer



UL 160° Viewer



UL 180° Viewer



4" Knocker with Viewer



5-1/2" Knocker with Viewer



6" Solid Brass Knocker



Solid Brass Knocker with Viewer



2-7/8" Cast Stop



3" Cast Stop



3" Spring Stop



3-1/8" & 3-3/4" Spring Stop



Hinge Pin Stop



Heavy Duty Hinge Pin Stop



Deluxe Hinge Pin Stop



Door Saver Hinge Pin Stop



Concave Wall Stop



Convex Wall Stop



Dome Stop - High Profile



Dome Stop - Low Profile



3" Solid Brass Rigid Stop



Bi-Fold Knob



Handrail Bracket



Jumbo Handrail Bracket

Door Hardware

Door Hardware



6" Solid Brass Flush Bolt



7" Single Route Flush Bolt



3" & 4" Surface Bolt



Bumper Door Guard



Door Guard



Adj. Ball Catch



Roller Catch



Heavy Duty Roller Catch



Finger Pull



Pole Socket



Metal Pole Socket



Spring Crash Chain



Shelf & Rod Support Bracket
(Single Leaf)



Shelf & Rod Support Bracket
(Heavy Duty Adj.)



Shelf & Rod Support Bracket
(Heavy Duty Fixed)



Shelf & Rod Support Bracket
(Heavy Duty Fixed - No Hook)



Zinc House Number



Zinc House Letter



Heavy Duty House Number



Heavy Duty House Letter



Push Plate



Pull Plate



Kick Plate



5" Solid Brass
Kick Down Door Holder



Commercial Locksets

Commercial Locksets



Montclair



- ANSI Grade 1
- Heavy duty cylindrical leversets
- Meet ADA requirements
- Push button grip
- I/C core lock available
- 3-hour fire rated latch standard



Princeton



- ANSI Grade 2
- Heavy duty cylindrical leversets
- Meet ADA requirements
- Push button grip
- I/C core lock available
- 3-hour fire rated latch standard



Cambridge



- ANSI Grade 2
- Standard duty tubular leversets
- Meet ADA requirements
- Turn piece grip
- 3-hour fire rated adjustable latch standard



Dallas



- ANSI Grade 2
- Standard duty tubular leversets
- Meet ADA requirements
- Turn piece grip
- 3-hour fire rated adjustable latch standard



Sierra


- ANSI Grade 2
- Standard duty tubular knobsets
- Quick release function
- Turn piece grip
- 3-hour fire rated adjustable latch standard



FDP Deadbolt



- ANSI Grade 1
- Heavy duty deadbolt
- Meet ADA requirements
- I/C core lock available
- 3-hour fire rated adjustable latch standard



FD7 Deadbolt



- ANSI Grade 2
- Heavy duty deadbolt
- Meet ADA requirements
- I/C core lock available
- 3-hour fire rated adjustable latch standard




Door Closers



GC4400



- Full features iron cast closers
- Multi-size power adjustable
- Full plastic cover included
- Meet ANSI Grade 1 requirements
- Optional delay action
- UL listed
- Horizontal mounting holes dimension: 11"



GC5900



- Full features closers
- Multi-size power adjustable
- Full plastic cover included
- Meet ANSI Grade 1 requirements
- Optional delay action
- UL listed
- Horizontal mounting holes dimension: 11-1/8"



GC8700



- Multi-size power adjustable
- Heavy-duty closer
- Meet ANSI Grade 1 requirements
- Universal installation
- Optional barrier free function



GC800

- Dual valve adjustable closing and latching speed
- Standard sized closer
- Universal installation

Door Closers

Exit Devices



EF4000 Series



- ANSI A156.3 Grade 2
- Heavy duty exit devices
- Surface mount
- Vertical rod and rim type
- 3 hour fire rated devices available

E5000 Series



- ANSI A156.3 Grade 1
- Heavy duty exit devices
- Surface mount
- Vertical rod and rim type
- 1-1/2 hour fire rated devices available

E8000 Series



- ANSI A156.3 Grade 2
- Standard duty exit devices
- Surface mount
- Vertical rod and rim type
- 1-1/2 hour fire rated devices available

E2000 Series



- ANSI A156.3 Grade 2
- Cross bar exit devices
- Surface mount

Door Lock Finish Chart



US10B / 613
Oil Rubbed Bronze



US26 / 625
Polished Chrome



US32D / 630
Satin Stainless Steel



US3 / 605
Polished Brass



US5 / 609
Antique Brass



US19 / 622
Matte Black



US15A / 620
Antique Nickel



US11P
Venetian Bronze



US15 / 619
Satin Nickel



US26D / 626
Satin Chrome

US CODE BHMA	3 605	5 609	10B 613	11P	15 619	15A 620	19 622	26 625	26D 626	32D 630	L03 505
HANDLESETS											
Alhambra				•	•						•
Catalina	•		•		•	•					
Granada				•	•						•
Lexington	•	•	•	•	•	•	•	•			•
Springfield	•	•			•						
Tuscany			•	•	•						
Victorian	•	•			•						
LEVERSETS											
Calypso	•	•			•					•	
Denver	•		•		•						
Florence	•	•			•						
Milano	•	•		•	•						
Naples	•		•	•	•	•	•				
Newberry	•		•		•	•					
Olympic	•	•			•			•		•	
Savannah	•	•			•						
Viano	•		•		•	•					
KNOBSETS											
Baron	•	•	•	•	•	•	•			•	
Belle	•	•								•	
Chester	•		•	•	•						
Saturn	•	•	•		•	•		•		•	•
DEADBOLTS											
FD2	•	•	•	•	•	•	•	•		•	
FD3	•	•	•	•	•	•	•	•		•	•
FD8					•					•	
SLIDING DOOR LOCKS											
Privacy	•	•	•	•	•	•		•	•		
Passage	•	•	•	•	•	•		•	•		
COMMERCIAL LOCKS											
Cambridge	•	•			•				•	•	
Concord	•				•				•	•	
Dallas			•		•						
Daytona					•						
Fremont			•		•						
Montclair			•						•		
Newport					•						
Princeton	•	•	•						•		
Sierra	•	•								•	
FDP Deadbolt			•						•		
FD7 Deadbolt	•	•	•		•				•	•	

Finish Chart